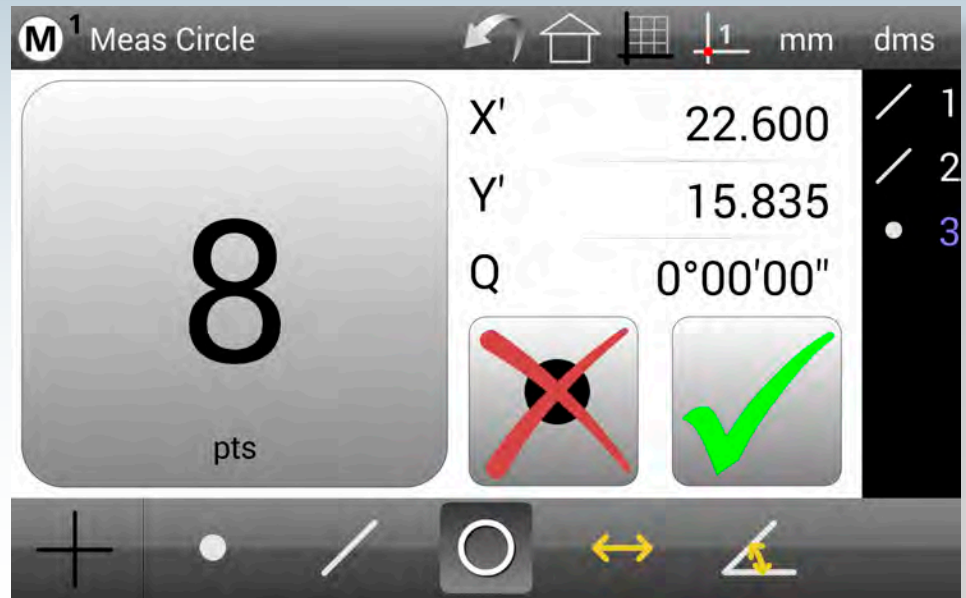


MetLogix M1 Measuring Solution Features

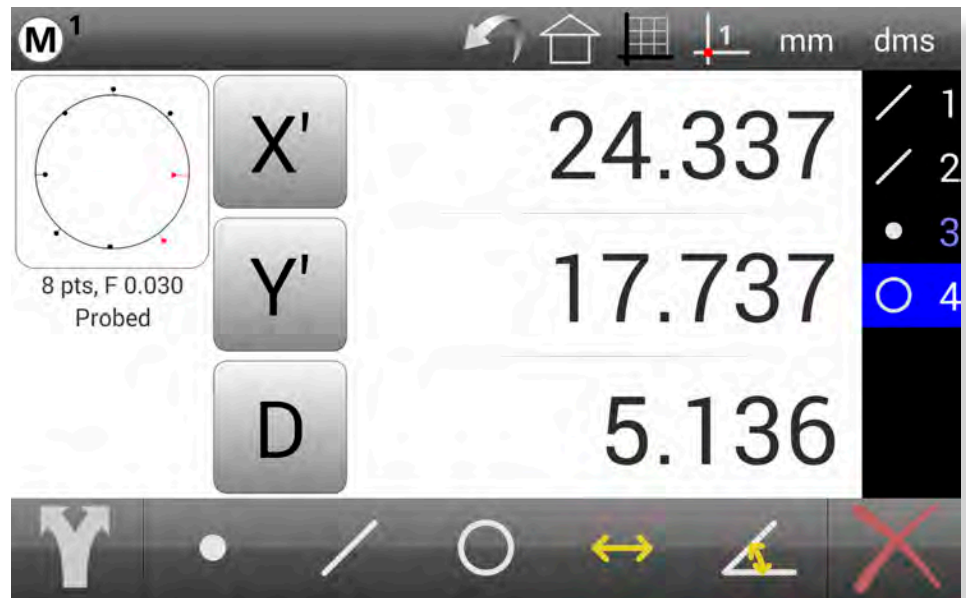
Supporting popular measuring microscope and optical comparator systems worldwide.

Features & Benefits

- **Clean, Intuitive Design.**
The user interface design of the M1 software means you'll spend more time measuring and less time reading manuals. By combining a familiar user experience with current touch screen conventions, the M1 software can quickly be integrated into your process and accessible to a wide range of users.
- **Support for Optical Edge or Crosshair Measuring Systems.**
Gain access to many of the same powerful features, and intuitive measuring environments, whether using an optical edge equipped system or an externally generated crosshair device. Precise optical edge detection algorithms provide accurate results as well as access to powerful, industry first, measurement functionality.
- **Advanced Crosshair Probe Toolbox.**
For Optical Edge enabled systems, both "simple" and "auto edge" crosshair probes are available. The "auto edge" probe captures points on edges automatically upon crossing. The M1 EdgeLogic™ system (Optical Edge enabled systems only) enables gesture driven control of start and end measurement commands. Start and finish measurements quickly, without the need for direct software interaction.



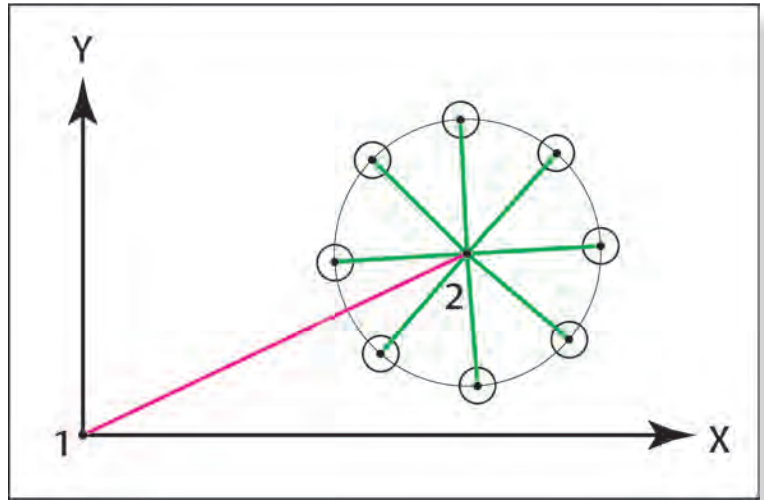
The M1 EdgeLogic™ function (optical edge detector systems only) enables gesture driven control of start and end measurement commands.



Large M1 user interface display graphics make measurement results easy to read

- **Flexible Measurement References.**

Measurement references are easy to define and flexible enough for a broad range of measurement applications. Simple feature measurements can be made in a snap by merely zeroing or presetting the current stage position as a measurement reference. More demanding measurement applications are still made easy by zeroing or presetting one or two existing feature locations as independent measurement references.



Two independent references are used to measure the bolt hole pattern center (1) and the relative positions of bolt holes (2).

- **Popular Feature Constructions Supported.**

Generate popular construction types, like distances and tangent lines. Constructions with multiple sub-types can be toggled quickly with the change feature type command. Supported construction types include:

- Average
- Intersections
- Bolt Circle
- Farthest Distance
- Perpendicular/Parallel Line(s)
- Mid/Center Point(s)
- Shortest Distance
- Angle Compliments
- Gage Circle(s)/Line(s)
- End Point(s)
- Tangent Line(s)



Generate popular construction types including Distance and Tangent Lines.

- **Feature Detail Views.**

Scroll through your measured features list to show individual feature detail views. Feature detail views display important information including feature type (probed, constructed or created), position, dimension, a graphic of probed point distribution, the number of points probed and form error.



Feature detail views include position, dimension, points probed form error and a feature graphic

- Nominal Values and Deviations.**

Nominal position and dimension values can be entered for features in the list of measured features and deviations will be calculated based on measured values. Actual (A) values are compared to nominal (N) values and resulting deviations (Δ) are shown. True position errors are also shown for some feature types.

	X	Y	D
A	24.358	17.797	5.093
N	24.400	17.800	5.000
Δ	-0.042	-0.003	0.093
0.042			

User supplied nominal values (N) are compared to actual measured values (A) to show deviations (Δ). True position errors are also shown for some feature types.

- Reports.**

Report contents can include report title, time and date stamps, and all feature measurement result data. Reports can be printed as hard copies to standard Windows compatible printers, or exported as PDF or CSV data files.

Export choices include:

- Windows printer
 - Save as PDF file
 - Google Drive account
 - Email account
 - Gmail account
 - RS232 device (RS232 enabled systems only)

Name	X/r	Y/a	R	D	L	W	A	f
Line 1	12.118	0.000					0.00.00	0.011
Line 2	0.061	11.383					89.41.30	0.014
Point 3	0.000	0.000						0.000
Circle 4	24.390	17.854	2.582	5.164				0.156
Distance 5	10.316	16.179			8.600			
Angle 6							-46.44.13	0.000

Reports can include a title, time and date stamps and all feature measurement results.

- Machine Integration.**

Ask your MetLogix representative about the wide variety of encoder interface technologies and other hardware supported by the M1 system.

- Support for All Current Industry Standard Software Stage Calibration Methodologies.**

Robust and reliable machine calibration can be achieved using popular machine correction methods including Linear Error Correction(LEC), Segmented Linear Correction(SLEC) and square-ness correction.

- **Industry Standard Tablet Operating System.**

With the Android® 4.4.2 or later tablet operating system you gain the performance and reliability of a globally recognized software solution as part of your measuring machine package.

MetLogix M Series Features Matrix

Feature	M1 Series	M2 Series	M3 Series
Optical Edge Detection	■	■	■
Video Edge Detection			■
Advanced Probe Group			■
Geometric Functions	■	■	■
Graphic-Based Constructions		■	■
Multi-UCS Datuming			■
Tolerancing		■	■
Data Export/Reporting	■	■	■
Part Programming and Playback		■	■
User Account Control		■	■
Part View Display		■	■
Feature Annotation		■	■
Video Image Archiving			■
Image Markup			■
Multi-Language Support	■	■	■
XY, XYZ or XYQ Axis Support	■	■	■



Help and Resources.

Please visit the support section at www.metlogix.com for access to Metlogix product documentation.

Watch tutorial videos for popular M1 functions at <http://www.youtube.com/user/Metlogix/feed>.

Join the discussion on Facebook, search "Metlogix".

Android is a registered trademark of Google, Inc.
MeasureLogic is a trademark of MetLogix, Inc.

Part number 15010-00
May 2014
© Copyright 2014
All rights reserved. MetLogix, Inc.



175 Canal Street, Suite 503 Manchester, NH 03101 USA

■ Tel: 603.836.4452 ■ Fax: 603.369.6499 ■ Email: support@metlogix.com ■ Web: www.metlogix.com